




# SOLUTIONS ADVANCED: SET A

### ADVANCED - 1A

Allowed Operators  
+ - \* / ^

Target Pins



Scoring Numbers

Target Pin #

8

$$(2 * 3) + 2 = 8$$

11

$$(3 ^ 2) + 2 = 11$$

14

Can't Be Hit

16

$$(2 ^ 3) * 2 = 16$$

18

$$(3 ^ 2) * 2 = 18$$

25

$$(2 + 3) ^ 2 = 25$$

Which Target cannot be hit?

14

### ADVANCED - 2A

Allowed Operators  
+ - \* / ^

Target Pins



Scoring Numbers

Target Pin #

11

$$(2 * 4) + 3 = 11$$

12

$$(2 ^ 3) + 4 = 12$$

18

$$(2 + 4) * 3 = 18$$

20

$$(2 + 3) * 4 = 20$$

25

Can't Be Hit

36

$$(3 ^ 2) * 4 = 36$$

Which Target cannot be hit?

25




# SOLUTIONS ADVANCED: SET B

### ADVANCED - 1B

Allowed Operators  
+ - \* / ^

Target Pins



Target Pin #

Your Equation

13

$$(3 * 6) - 5 = 13$$

15

$$(6 - 3) * 5 = 15$$

20

Can't Be Hit

25

$$5 ^ (6 / 3) = 25$$

32

$$(6 / 3) ^ 5 = 32$$

36

$$6 ^ (5 - 3) = 36$$


Which Target cannot be hit?

20

### ADVANCED - 2B

Allowed Operators  
+ - \* / ^

Target Pins



Target Pin #

Your Equation

10

$$(6 - 4) * 5 = 10$$

14

$$(4 * 5) - 6 = 14$$

19

$$(4 * 6) - 5 = 19$$

25

$$5 ^ (6 - 4) = 25$$

28

Can't Be Hit

32

$$(6 - 4) ^ 5 = 32$$

Which Target cannot be hit?

28